

## Available accessories

Generac Mobile® can provide customers with two external power sources:

- **I-Extender PRO** - A stand-alone, stackable, battery pack with 25 kWh capacity that will make CUBE PRO runs up to 40 hours longer in Battery mode. CEE outlet socket.
- **Solar Kit PRO** - A stackable solar kit with 3x330 Wp sliding solar panels able to recharge the CUBE PRO battery, reducing the use of the generator or other power sources. Multipin outlet socket.

The operator can easily connect them to the CUBE PRO through the inlet sockets installed as default on the machine. It's also possible to connect the unit to the Mains through the CEE socket.



**I-Extender PRO**  
with CEE outlet socket



**Solar Kit PRO**  
with Multipin outlet socket



**CUBE PRO inlet sockets**  
Multipin and CEE

## Technical data

CUBE PRO - Hyper version

Min. dimensions (mm)	Length x Width x Height	1230 x 1150 x 2383			
Max. dimensions (mm)	Length x Width x Height	1793 x 1737 x 8100			
Dry weight (kg)		1175			
Engine model		Kubota Z482			
Cylinders (q.ty)		2			
Engine cooling		Liquid			
Engine speed	50 / 60 Hz	1500 / 1800			
Avg. sound pressure	dB(A) @ 7m	0 - 58			
Dimmer switch		25%	50%	75%	100%
Max. lamps power (W)		4 x 60	4 x 120	4 x 180	4 x 240
Lamps type		Hyper LED	Hyper LED	Hyper LED	Hyper LED
Max. total lumen (Lm)		41040	76184	107668	139200
Max. illuminated area (m²)		1500	2200	2700	3100
Battery recharging time (h)		6:11	5:18	5:09	4:29
Running time - Battery mode (h)		19:46	10:07	5:11	3:45
Running time - Generator mode (h)		275	252	224	208
Running time - Hybrid mode (h)		785	504	337	300
Lifting system		Hydraulic			
Mast rotation (°)		340			
Wind speed resistance (km/h)		110			
Alternator	kVA/V/Hz	5/230/50 - 5/240/60			
CEE 16A inlet plug (external power)	√: Yes / ●: No	√			
Multipin inlet plug (solar kit)	√: Yes / ●: No	√			
Tank capacity (liters)		160 (150 net)			
Liquid containment tank (110%)	√: Yes / ●: No	√			

All data and pictures in this datasheet must be considered for illustrative purposes only and are not legally binding. The manufacturer reserves the right to bring modifications to the products without advance notice.



EN\_CUBE-Pro-Hyper\_PRM\_21-06\_r1.2



# CUBE PRO Hyper

**THE ULTIMATE ALL-IN-ONE SOLUTION  
MAX FLEXIBILITY FOR RENTAL BUSINESS**

CUBE PRO is not just a new lighting tower, but the real and only "ALL IN ONE" product! It embodies all the innovations and new technologies that Generac Mobile® has developed in over 20 years at the top of the industry as manufacturer. We have brought together all the Rental needs, in one single product.

**GENERAC® HYPER LED**  
High-efficiency LED floodlights designed by Generac Mobile®, placed on special brackets to point them in every direction. Adjustable light power output through dimmer.

Bolted structure to better resist to rust, wear and weather conditions

Four side doors with locks for quick access to the control panel and the powering system

Antitheft stabilizers for maximum stability and safety

Forklift pocket on all sides for easy handling



### Transportability

The squared shape (from which CUBE PRO takes its name) allows to load up to 22 units on a 13 metres truck, and up to 18 units on a 40' container.

CUBE PRO is also designed to be easily moved: the forklift pockets are on all four sides and the lifting-hook is on the upper side: this solution ensures that it can be easily repositioned even in tight spaces.

**Loading bed:**  
22 units on a 13m truck  
18 units on a 40' container



### Automatic operation

Fitted as standard, **darkness sensor** and **digital timer** offer automatic operation and energy savings.



Darkness sensor



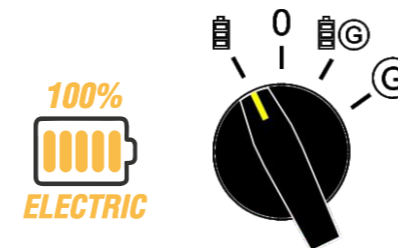
Digital timer

### All in One

**Choosing the Power System never was so easy!**

The PRO Technology allows to include three different power systems in only one model: **100% Electric** (battery), **Hybrid** (battery + back-up generator) and **Generator only**.

Just select the preferred mode with the Power System switch and it's done!



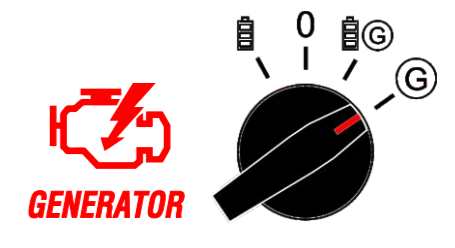
**100% ELECTRIC**

Thanks to the integrated battery pack, the light tower will run without any carbon and noise emissions. Easy battery recharge through the integrated generating set or external power source.



**ECO HYBRID**

By combining battery pack and generating set into a Hybrid System, this light tower will provide you with up to 785 hours of uninterrupted illumination without refuelling!

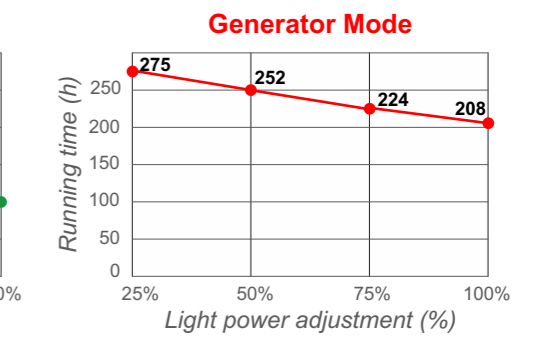
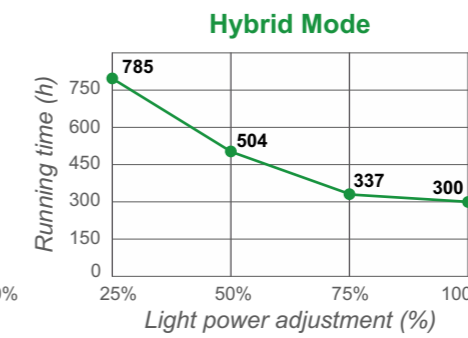
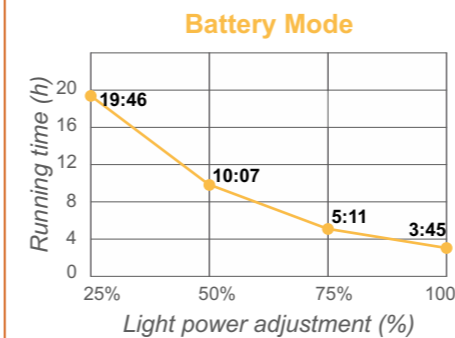


**GENERATOR**

The integrated generating set with 2-cylinder diesel engine guarantees up to 275 continuous hours of light with reduced carbon emissions, low noise and low fuel consumption.

### Running time

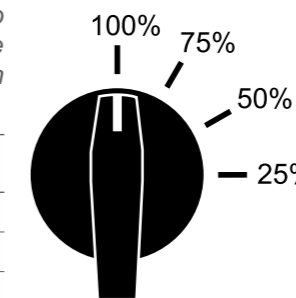
The total running time of the light tower will vary depending on the chosen power system and the light power adjustment:



### Dimmer switch

The Dimmer Switch allows the operator to adjust the light power output to manage energy consumption, running time, Lumen emission, and illuminated area.

Dimmer switch	Lamps power	Total lumen	Illuminated area
100%	4 x 240 W	139200 Lm	3100 m <sup>2</sup>
75%	4 x 180 W	107668 Lm	2700 m <sup>2</sup>
50%	4 x 120 W	76184 Lm	2200 m <sup>2</sup>
25%	4 x 60 W	41040 Lm	1500 m <sup>2</sup>



Dimmer Switch

### Battery recharging time

The battery can be recharged via generator or external power source. The recharging time varies as the light power changes.

